


Invibio® TRAUMA

Materials. Manufacturing. Knowledge.

FLEXIBLE NON-METAL TRAUMA SOLUTIONS.

▶ It's time for a solution that fits.



Invibio Trauma Device Technology
offers a differentiated trauma plate
platform made with PEEK-OPTIMA®
Ultra-Reinforced polymer

Complications in fracture healing demand a new solution.

For several years, orthopaedic trauma medical device manufacturers have seen implant prices erode by 10% as the pace of innovation has slowed. Developments in anatomic plating and dynamic locking screws have offered incremental advancements in trauma fixation, but the number of surgical treatment options available to surgeons remains limited. Meanwhile, the number of patients with risk factors for complications continues to rise.¹⁻³ Co-morbidities such as, obesity, alcohol and tobacco use, diabetes and osteoporosis, can lead to a higher risk of delayed or non-union complications.⁴ As a result, surgeons are seeking a wider range of fracture treatment options.

Invio Trauma Device Technology provides a new solution to this challenge. Our technology assists medical device manufacturers in the delivery of innovative anatomic plates for semi-rigid fracture fixation and benefits surgeons operating on higher-risk patients.

Worldwide population with risk factors for implant-related complications:¹⁻³



37.5%
OBESITY



9.5%
DIABETES



26.5%
OSTEOPOROSIS

Introducing PEEK-OPTIMA Ultra-Reinforced polymer.

Invio has developed composite technologies that may offer benefits over metal trauma plate solutions for challenging patient populations. PEEK-OPTIMA Ultra-Reinforced, a composite of PEEK-OPTIMA Natural polymer reinforced with continuous carbon fibers, provides the strength and fatigue resistance demanded by high-load implant applications.

Compared to metals typically used in anatomic trauma plates, PEEK-OPTIMA Ultra-Reinforced polymer features:

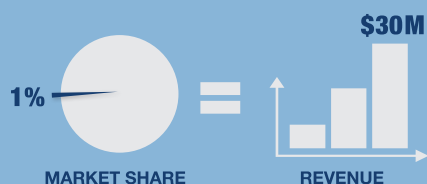
- Similar mechanical strength⁵
- 50x greater fatigue resistance⁵
- Reduced stiffness due to modulus closer to bone
- Radiolucency and artefact-free imaging
- Reduced tissue adhesion and bone ongrowth
- No galvanic corrosion, cold welding or metal ion release
- Increased accuracy of radiotherapy dosing in cancer patients⁶

Differentiate your products and gain market share.

Introducing a turnkey device technology from Invivio that allows medical device manufacturers to quickly design, validate and manufacture new semi-rigid anatomic plates composed of PEEK-OPTIMA® Ultra-Reinforced polymer. Our staff have specialized composites processing experience and offer trauma partners assistance throughout development and commercialization. Invivio has invested heavily in state-of-the-art tools and facilities that help device manufacturers get implants to market rapidly using a fraction of the investment that would be required to develop processing capabilities and supply chains internally.

With Invivio as your partner:

- ▶ Get to market up to 3 times faster (market entry in 12-18 months)
- ▶ Save as much as \$1.8 million in start-up and development costs
- ▶ Redeploy R&D staff to other strategic initiatives in your business



▶ Earn an additional \$30 million for every 1% market share captured by offering a differentiated technology.

Make a rapid market entry with Invivio Trauma Device Technology.



DESIGN

Expedited design, prototyping & validation guidance.



MANUFACTURE

Proprietary, on-site manufacturing capabilities ready for commercial production.



REGULATORY

Global regulatory coverage with local experts who can help overcome barriers to market entry.



SUPPLY CHAIN

One-stop solution from raw material production to finished device components.



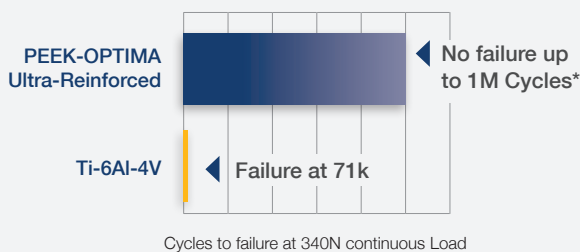
SALES SUPPORT & TRAINING

Well-researched, meticulous data packaged for sales and marketing to drive new business.

Enhance the potential for high-risk patients to heal.⁷

Plates containing PEEK-OPTIMA® Ultra-Reinforced polymer have a 50x greater fatigue life than equivalent metal plates.⁷ This can increase the window of opportunity for healing to occur before fatigue-induced implant failure. These semi-rigid implants are more flexible, improve dynamic loading and may help promote bone regeneration and secondary healing. These features can be especially beneficial for patients at higher risk for delayed or non-union complications.

Bending Fatigue - 2 mm Plate Comparison ASTM F382



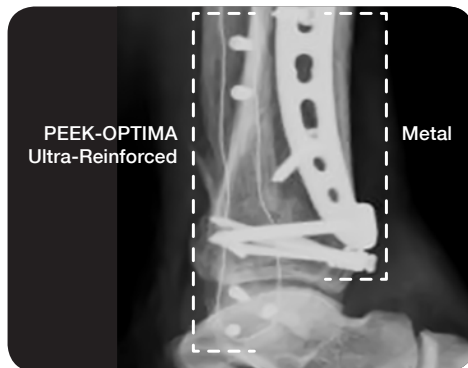
*While the test was stopped at 1M cycles, the devices didn't fail up to that point.

PEEK-OPTIMA Ultra-Reinforced plates can exponentially increase the lifetime of the implant by offering

50 times greater fatigue RESISTANCE

Improve OR efficiency and lower the burden of revision surgeries.

Plates composed of PEEK-OPTIMA Ultra-Reinforced polymer are radiolucent so surgeons have better visibility of the fracture site under x-ray, easing fracture reduction and healing assessment. In cases where implants need to be removed, PEEK-OPTIMA Ultra-Reinforced eliminates cold welding problems associated with the use of metal components and minimizes bone-to-implant ongrowth. This can ease removal and reduce operating times by as much as 2.3x and associated revision surgery costs by as much as 50% compared to metal plates.⁸⁻⁹



▲ Radiolucent PEEK-OPTIMA Ultra-Reinforced polymer offers greater visibility than metal.

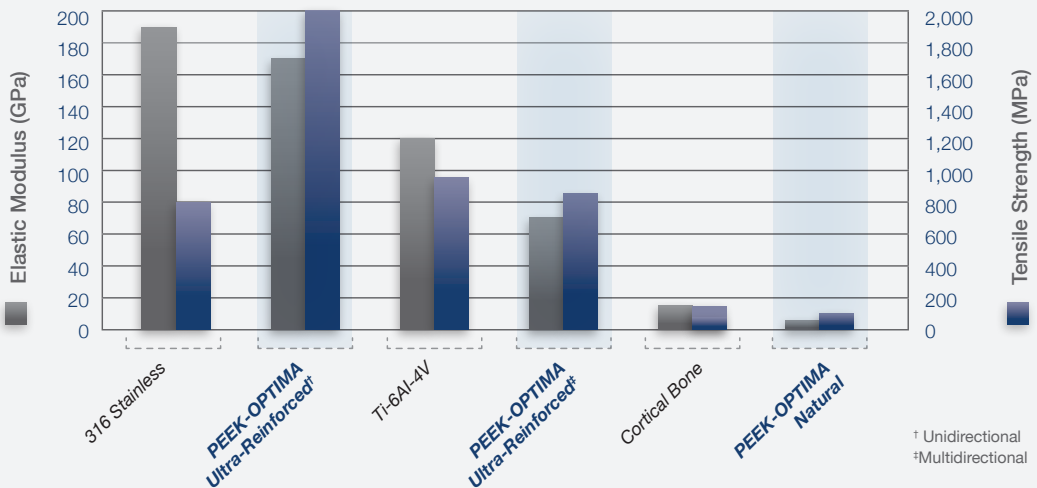
Photo courtesy of Joshua Niemann, M.D.

Design the future of non-metal trauma solutions.

With PEEK-OPTIMA Ultra-Reinforced polymer, implant designers have the ability to develop trauma plates with properties that precisely fit the intended application. Implant stiffness can be adjusted based on the composite plate design to meet a wide range of implant specifications. This offers designers infinitely more implant design flexibility than with metals.

Semi-rigid fixation with tailored stiffness.

Plates composed of PEEK-OPTIMA Ultra-Reinforced can be designed with a level of stiffness that ranges from lower than titanium to greater than stainless steel.



▶ **Available only from Invibio. Learn more about Invibio Trauma Device Technology at [Invibio.com](https://www.invibio.com).**



◀ *Differentiate your device. Manufacturing partners may use our Invibio Trauma Device Technology logo on packaging and promotional materials.*



Invibio Ltd.

Technology Centre, Hillhouse
International
Thornton Cleveleys,
Lancashire FY5 4QD
United Kingdom

Tel: +44 (0) 1253 898000

FAX: +44 (0) 1253 898001

Invibio Ltd.

300 Conshohocken State Rd
West Conshohocken, PA USA

866-INVIBIO (468 4246)

Tel: +484 342 6004

FAX: +484 342 6005

**For further information call us toll free at 866-INVIBIO or
+44 (0)1253 898000 or please visit our website at:**

▶ Invibio.com

REFERENCES

1. Ng M et al. Global, regional, and national prevalence of overweight and obesity in children and adults during 1980–2013: a systematic analysis for the Global Burden of Disease Study 2013. *Lancet*. 2014; 384(9945):766-81. doi: 10.1016/S0140-6736(14)60460-8
2. Danaei G et al. National, regional, and global trends in fasting plasma glucose and diabetes prevalence since 1980: systematic analysis of health examination surveys and epidemiological studies with 370 country-years and 2.7 million participants. *Lancet*. 2011 Jul; 378(9785):31-40. doi: 10.1016/S0140-6736(11)60679-X.
3. International Osteoporosis Foundation Facts and Statistics Web site. <http://www.iofbonehealth.org/facts-statistics> Accessed September 15, 2014.
4. Gaston MS, Simpson AH. Inhibition of fracture healing. *J. Bone Joint Surg. Br.*, 2007 Dec;89(12):1553-1560
5. Data on file at Invibio. Biomechanical testing is not indicative of clinical performance.
6. Biagini, 2014, The Use of Carbon Fiber-Reinforced PEEK Orthopaedic Devices and Implants in Cancer Patients Who Undergo Radiotherapy: A Report From the Italian Orthopaedic Society (SIOT) Bone Metastasis Study Group.
7. Data on file at Invibio. Pre-clinical and biomechanical testing is not indicative of clinical performance.
8. Suzuki T et al. Technical problems and complications in the removal of the less invasive stabilization system. *J Orthop Trauma*. 2010 Jun; 24(6):369-73. doi: 10.1097/BOT.0b013e3181c29bf5.
9. Macario A. What Does One Minute of Operating Room Time Cost? *Journal of Clinical Anesthesia*, 2010 Jun; 22(4):233-6. doi: 10.1016/j.jclinane.2010.02.003.

Copyright © 2014 Invibio Ltd.

Invibio® and the Invibio logo are registered trademarks of Invibio Ltd. PEEK-OPTIMA® is a registered trademark of Invibio Ltd.