
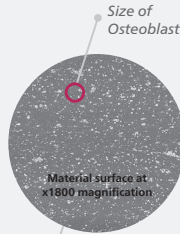


TECHNOLOGY OVERVIEW

An innovative choice

- ▶ PEEK-OPTIMA Natural + Hydroxyapatite (HA)
- ▶ HA fully integrated, *not coated*, making it available on all surfaces of a finished device



Interbody Fusion Device examples. These products are not cleared by the FDA for distribution in the United States.

Benefits

- ▶ Modulus similar to bone
- ▶ Reduced stress shielding
- ▶ Artifact-free imaging
- ▶ An osteoconductive surface for bone ongrowth

~9M PEEK-OPTIMA Devices Implanted Worldwide

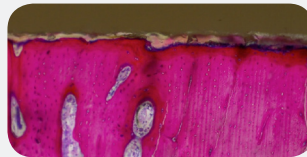
15+ Years of Clinical History

PRE-CLINICAL EVIDENCE

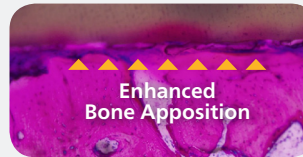
Potential performance advantages compared to PEEK-OPTIMA Natural

- ▶ Bone Defect Model¹
 - Earlier bone ongrowth with >75% direct bone contact after 4 weeks
 - Enhanced bone apposition at 12 weeks

4 WEEK HISTOLOGY



PEEK-OPTIMA Natural



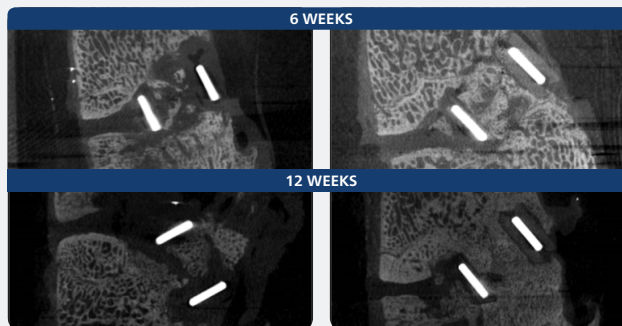
PEEK-OPTIMA HA Enhanced

More consistent and continuous degree of direct bone contact was observed.

Cervical Spine Fusion Study²

- ▶ Greater new bone formation at 6 weeks
- ▶ Higher quality new bone bridging at 6 & 12 weeks
- ▶ Bone ongrowth on the endplates and all faces of the interbody device
- ▶ Superior mechanical performance outperforming allograft in 46% of the instances

Fusion Mass



PEEK-OPTIMA Natural

PEEK-OPTIMA HA Enhanced

CLINICAL EVIDENCE

Early clinical results for cervical and lumbar spinal fusion

- ▶ Indicate potential patient benefits and reveal specific improvements
 - Solid fusions as early as 6 months
 - Positive clinical outcomes at early time points
 - Improvements in overall pain and neurological function

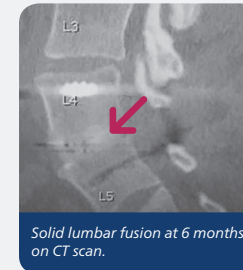


Image courtesy of Timothy Bassett, M.D.

"Dense bone apposition at the bone/implant interface on CT scan."³

"Very rapid visible bone fusion occurred in the interbody region in six weeks, according to plain radiographs, with correspondingly good clinical results."³

▶ Timothy Bassett, M.D.
SouthEastern Spine Specialists, Tuscaloosa, AL



Image courtesy of Brad G. Prybis, M.D.

"Clinical and radiographic results as good as or better than traditional PEEK interbody devices, with consistently good outcomes."³

▶ Brad G. Prybis, M.D.
Carrollton Orthopaedic Clinic, Carrollton, GA



Image courtesy of Mark W. McFarland, D.O.

"I found that even in the most challenging of circumstances, I am seeing great bone consolidation and the patients are doing well early on and that's the most important outcome."³

▶ Mark W. McFarland, D.O.
Orthopaedic & Spine Center, Newport News, VA



Invibio Ltd.

Technology Centre,
Hillhouse International
Thornton Cleveleys,
Lancashire FY5 4QD
United Kingdom

Tel: +44 (0) 1253 898000
FAX: +44 (0) 1253 898001

Invibio Ltd.

300 Conshohocken State Rd
West Conshohocken, PA USA

866-INVIBIO (468 4246)
Tel: +484 342 6004
FAX: +484 342 6005

For further information call us toll free at 866-INVIBIO or +44 (0)1253 898000 or please visit our website at:

▶ Invibio.com

REFERENCES

1. Study evaluated the bone ongrowth of PEEK-OPTIMA Natural and PEEK-OPTIMA HA Enhanced in a bone defect model in sheep. Data on file at Invibio. This has not been correlated with human clinical data
2. Study evaluated the *in vivo* response to PEEK-OPTIMA Natural, PEEK-OPTIMA HA Enhanced and allograft in a cervical spine fusion model in sheep. Data on file at Invibio. This data has not been correlated with human clinical experience.
3. Testimonials presented have been provided by practicing orthopedic surgeons. Their view and experience are their own and do not necessarily reflect those of others. "Invibio" disclaims any liabilities or loss in connection with the information herein.

Victrex plc and/or its group companies ("Victrex plc") believes that the information contained in this document is an accurate description of the typical characteristics and/or uses of the product or products, but it is the customer's responsibility to thoroughly test the product in each specific application to determine its performance, efficacy, and safety for each end-use product, device or other application. Suggestions of uses should not be taken as inducements to infringe any particular patent. The information and data contained herein are based on information we believe reliable. Mention of a product in this document is not a guarantee of availability.

Victrex plc reserves the right to modify products, specifications and/or packaging as part of a continuous program of product development. Victrex plc makes no warranties, express or implied, including, without limitation, a warranty of fitness for a particular purpose or of intellectual property non-infringement, including, but not limited to patent non-infringement, which are expressly disclaimed, whether express or implied, in fact or by law.

Further, Victrex plc makes no warranty to your customers or agents, and has not authorized anyone to make any representation or warranty other than as provided above. Victrex plc shall in no event be liable for any general, indirect, special, consequential, punitive, incidental or similar damages, including without limitation, damages for harm to business, lost profits or lost savings, even if Victrex has been advised of the possibility of such damages regardless of the form of action.

Supporting information is available on request for all claims referenced in this document.

Copyright © 2017 Invibio Ltd. INVIBIO™, PEEK-OPTIMA™, INVIBIO BIOMATERIAL SOLUTIONS™ are trademarks of Victrex plc or its group companies. All rights reserved.