

TECHNOLOGY OVERVIEW

Bridging the gap with PEEK OPTIMA™ Natural polymer

- ▶ Modulus similar to bone
- ▶ Radiolucency and artifact-free imaging
- ▶ Strong, durable and highly resistant to creep¹ and fatigue

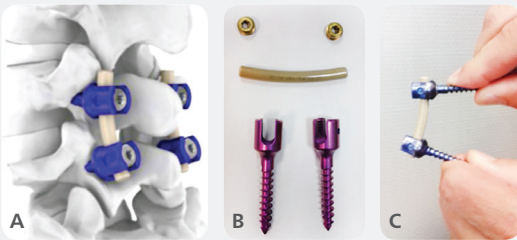
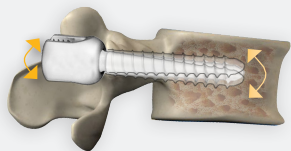


Image provided courtesy of InnovSpine

The Initial VEOS PEEK-Optima Osteosynthesis System (A) with PEEK-OPTIMA Rods and Pedicle Screws (B). PEEK rods provide elastic modulus similar to bone that offers both adequate rigidity for fusion and a flexibility that limits the stress created by rigid rods (C).

Potential benefits compared to metal

- ▶ Reduced stress at the bone-screw interface which may prevent screw loosening and device failure²
- ▶ Greater pull-out strength after dynamic loading³
- ▶ More physiologic loading at adjacent levels⁴
- ▶ Better fusion healing assessment
- ▶ Easier rod insertion due to lower stiffness⁵



◀ Micro-motions at the bone-screw interface during dynamic loading of a stiff construct can toggle screws, allowing them to loosen.

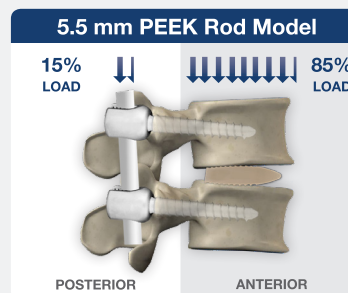
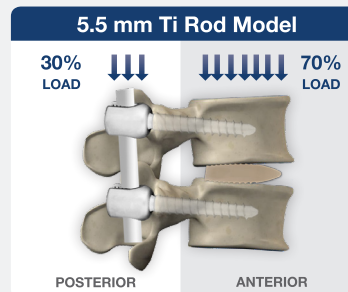
PRE-CLINICAL EVIDENCE

Potential to reduce hardware complications

- ▶ Complications related to screw loosening and pull-out, adjacent level disease, and implant failures continue to be a challenge^{6,7}

Compared to metal PEEK-OPTIMA Spinal Rods provide:

- ▶ 20% greater anterior load²
 - May improve fusion according to Wolff's law
- ▶ 22% less anterior load on adjacent level^{3,4}
 - May reduce adjacent level disease
- ▶ 22% greater screw pull-out force after fatigue testing³
 - May reduce screw loosening and pull-out, particularly in elderly patients with poor bone



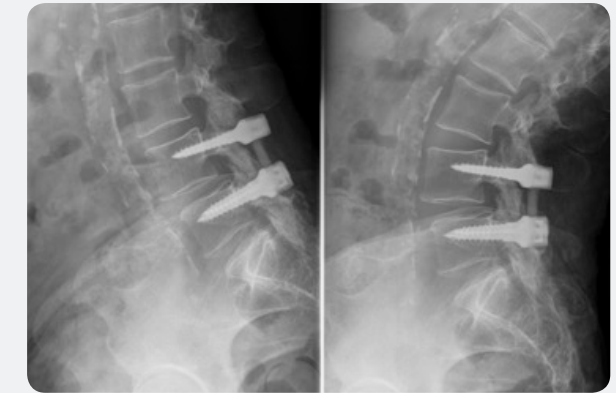
◀ PEEK-OPTIMA Spinal Rod Components offer a 21% increase in anterior loading over Titanium Rods.²

CLINICAL EVIDENCE

Clinical history demonstrated with peer-reviewed publications:⁸⁻¹⁴

- ▶ 286 cases demonstrating:
 - 4.5% re-operation rate overall
 - 94.8% fusion rate overall

Beneficial clinical outcomes in patients with Grade 1 Degenerative Lumbar Spondylolisthesis



Post-operative flexion/extension dynamic X-rays at the L4-L5 level.¹⁵

Potential Advantages in Lumbar Spine Stabilization¹⁵

- ▶ Reliable and efficient surgical technique
- ▶ Safe and effective stabilization
- ▶ Substantial improvement in ODI
- ▶ Low rate of serious complications and reoperations
- ▶ No short-term incidence observed on adjacent levels

~9M

PEEK-OPTIMA
Devices Implanted
Worldwide

20 Years of
Clinical History

Title	No. of patients	Age	With cage	No. of levels	No. of reoperations	Reoperation rates	No. of fusions	Fusion rate	Average follow up (months)
Posterior lumbar fusion by PEEK rods in degenerative spine: preliminary report on 30 cases. ⁸	30	61 (31-80)	22	2.9 (2-5)	1	3.3%	29	96.7%	18
Polyetheretherketone (PEEK) Rods in Lumbar Spine Degenerative Disease: A Case Series. ⁹	42	53.7 (31-83)			8	19.0%	37	89.3%	31.4
Comparative effectiveness of PEEK rods versus titanium alloy rods in lumbar fusion: a preliminary report. ¹⁰	20	50.4 (32-74)	20	1	0	0%	20	100%	12
Posterior Spinal Fusion Using Pedicle screws. ¹¹	52	55.4 (35-71)	19	1-2	1	1.9%	50	96.2%	36 (1.5-5)
Retrospective Case Series Review of the Safety and Tolerability of Implanted Polyetheretherketone PEEK Rods. ¹²	109	NC	NC	2-4	2	1.8%	NC	NC	60
Polyetheretherketone (PEEK) rods: Short-term results in lumbar spine degenerative disease. ¹³	12	43 (25-62)	12	1-2	0	0%	12	100%	29 (22-36)
Flexible Stabilisation of the Degenerative Lumbar Spine Using PEEK Rods. ¹⁴	21	70	0	1-2	1	4.8%	NC	NC	29.3
TOTAL	286	NC	NC	N/A	13	4.5%	148	94.8%	NC

REFERENCES

- Ferguson SJ, et al. The long-term mechanical integrity of non-reinforced PEEK-OPTIMA polymer for demanding spinal applications: experimental and finite-element analysis. *Eur Spine J.* 2006;15(2):149-156.
- Moumene M, et al. Biomechanical Effect of PEEK Rod vs. Metallic Rod in Spinal Fusion Constructs. In: Lim C.T., Goh J.C.H. (eds) 6th World Congress of Biomechanics (WCB 2010). August 1-6, 2010 Singapore. IFMBE Proceedings, Vol 31. Springer, Berlin, Heidelberg.
- Data on file at Invibio Biomaterial Solutions.
- Turner JL, et al. The mechanical effect of commercially pure titanium and polyetheretherketone rods on spinal implants at the operative and adjacent levels. *Spine.* 2010 Oct 1;35(21):E1076-82.
- Testimonials presented have been provided by practicing orthopedic surgeons. Their view and experience are their own and do not necessarily reflect those of others. "Invibio" disclaims any liabilities or loss in connection with the information herein.
- Highsmith JM, Tumialan LM, Rodts GE Jr. Flexible rods and the case for dynamic stabilization. *Neurosurg Focus.* 2007 Jan 15;22(1):E11.
- Gornet MF, et al. Biomechanical Assessment of a PEEK rod system for semi-rigid fixation of lumbar fusion constructs. *J Biomech Eng.* 2011 Aug;133(8):081009.
- De lure F, et al. Posterior lumbar fusion by PEEK rods in degenerative spine: preliminary report on 30 cases. *Eur Spine J.* 2012 May;21(Suppl 1):50-54.
- Ormond DR, et al. Polyetheretherketone (PEEK) Rods in Lumbar Spine Degenerative Disease: A Case Series. *Clin Spine Surg.* 2016 Aug;29(7):E371-5.
- Qi L, et al. Comparative effectiveness of PEEK rods versus titanium alloy rods in lumbar fusion: a preliminary report. *Acta Neurochir (Wein).* 2013 Jul;155(7):1187-1193.
- Athanasakopoulos M, et al. Posterior Spinal Fusion Using Pedicle Screws. *ORTHOPEDICS.* 2013;36(7):e951-e957.
- Galler RM, Fiore S. Retrospective Case Series Review of the Safety and Tolerability of Implanted Polyetheretherketone PEEK Rods. Poster #1270. Presented at CNS Annual Meeting 2014.
- Colangeli S, et al. Polyetheretherketone (PEEK) rods: Short-term results in lumbar spine degenerative disease. *J. Neurosurg SCI.* 2015 June. 59(2):91-96.
- Benezech J, et al. Flexible Stabilisation of the Degenerative Lumbar Spine Using PEEK Rods. *Adv in Orthop.* 2016; 2016: 7369409.
- Bouillot P, et al. Stabilization Using PEEK Rods: Clinical Outcomes in Patients with Grade 1 Degenerative Lumbar Spondylolisthesis. Invibio Biomaterial Solutions, White Paper, 2018.

For further information call us toll free at 866-INVIBIO or +44 (0)1253 898000 or please visit our website at:

▶ Invibio.com

Victrex plc and/or its group companies (Victrex plc) believes that the information contained in this document is an accurate description of the typical characteristics and/or uses of the product(s) and is based on information that we believe is reliable. However, it is provided for information only. It is not intended to amount to advice on which you should rely and should not be construed as, or used as a substitute for, professional medical advice or other professional or specialist advice. In particular, it is the customer's responsibility to thoroughly test the product in each specific application to determine its performance, efficacy, and safety for each end-use product, device or other application. Suggestions of product uses should not be taken as inducements to infringe any particular patent. Mention of a product in this document is not a guarantee of its availability.

Victrex plc reserves the right to modify products, specifications and/or packaging as part of a continuous program of product development. Victrex plc makes no warranties, express or implied, including, without limitation, a warranty of fitness for a particular purpose or of intellectual property non-infringement, including but not limited to patent non-infringement, which are expressly disclaimed, whether express or implied, in fact or by law.

Further, Victrex plc makes no warranty to your customers or agents and has not authorized anyone to make any representation or warranty other than as provided above. Victrex plc shall in no event be liable for any general, indirect, special, consequential, punitive, incidental or similar damages, or any damages for harm to business, lost profits or lost savings, even if Victrex has been advised of the possibility of such damages regardless of the form of action. The foregoing does not seek to affect any liability (including to individual consumers) which cannot be excluded or limited under any applicable law.

Supporting information is available on request for claims referenced in this document.

Victrex plc is the owner or the licensee of all intellectual property rights in the this document. All rights are protected by copyright and other intellectual property laws and treaties around the world. All rights reserved.

VICTREX™ and SHAPING FUTURE PERFORMANCE™ are trademarks of Victrex plc or its group companies. INVIBIO™, JUVORA™, PEEK-OPTIMA™, BIOMATERIAL SOLUTIONS™ are trademarks of Victrex plc or its group companies.